

>>Janne/32<<



(D)

Montageanleitung

(GB)

Assembly instructions

(NL)

Handleiding voor de montage

(PL)

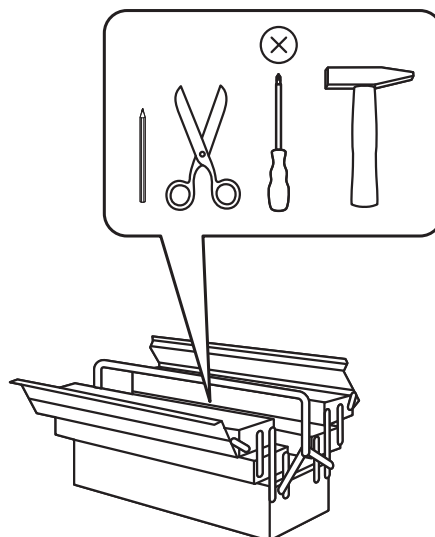

Instrukcja montażu

(TR)

Montaj talimatı

(RU)

Инструкция по монтажу



Service • Dienstverlening • Serwis • Servis • Сервисная служба

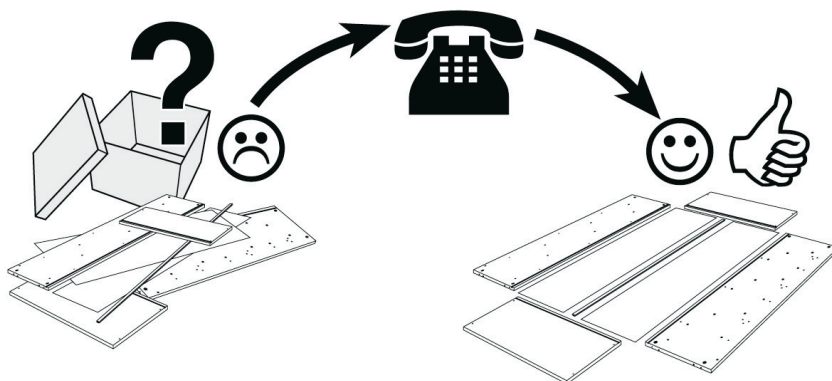
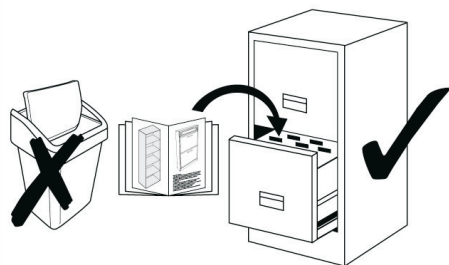
Name • Naam • Nazwa • İsim • Название

Janne/32







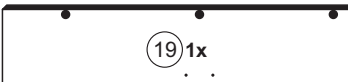
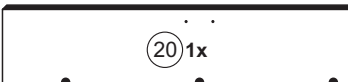
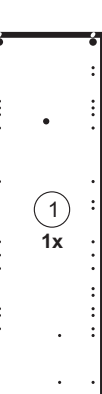
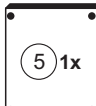

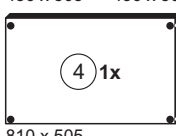
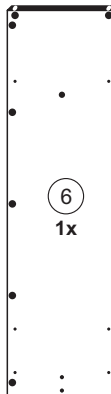

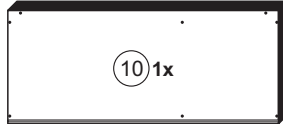
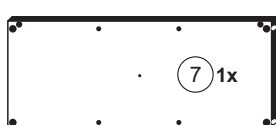

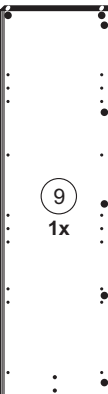



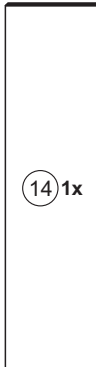
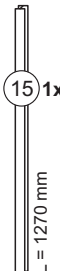
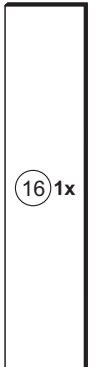

Nr. • No. • Номер

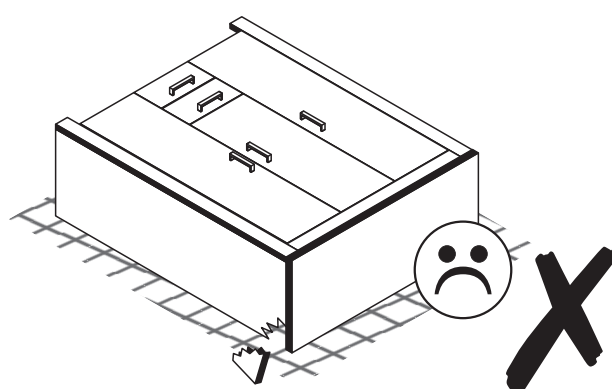

0423/32

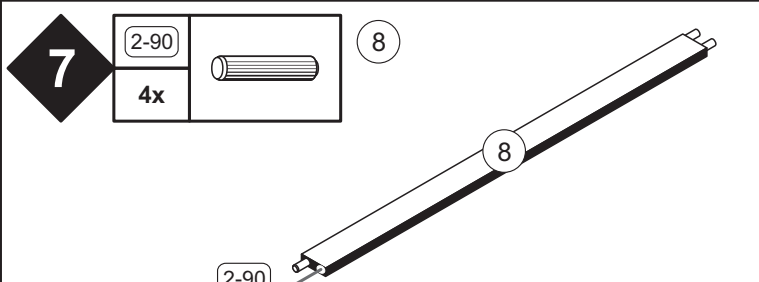
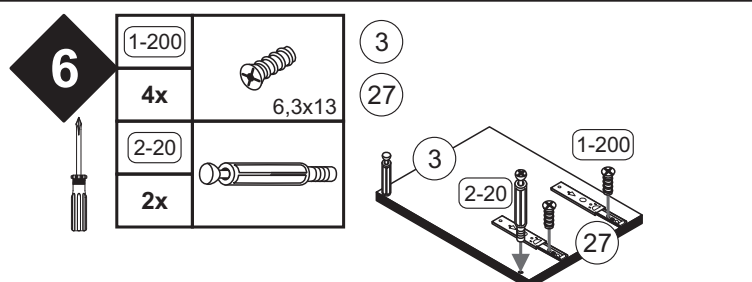
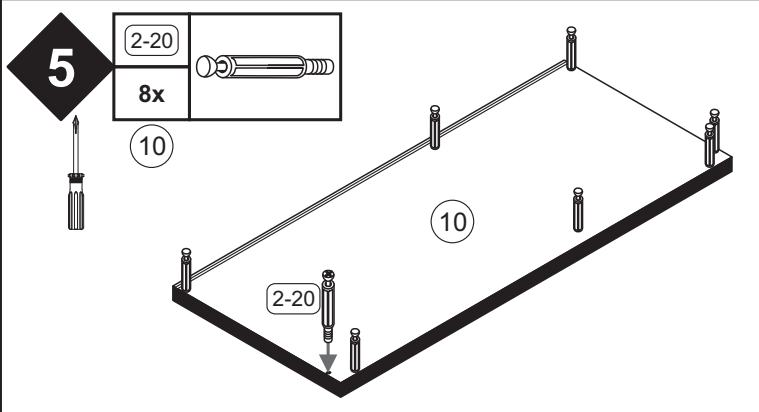
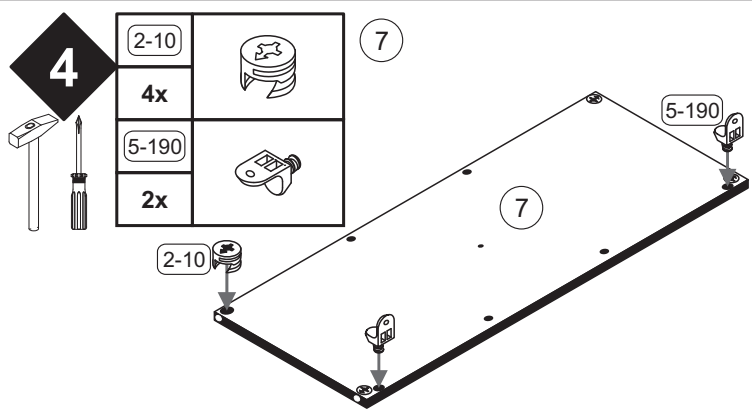
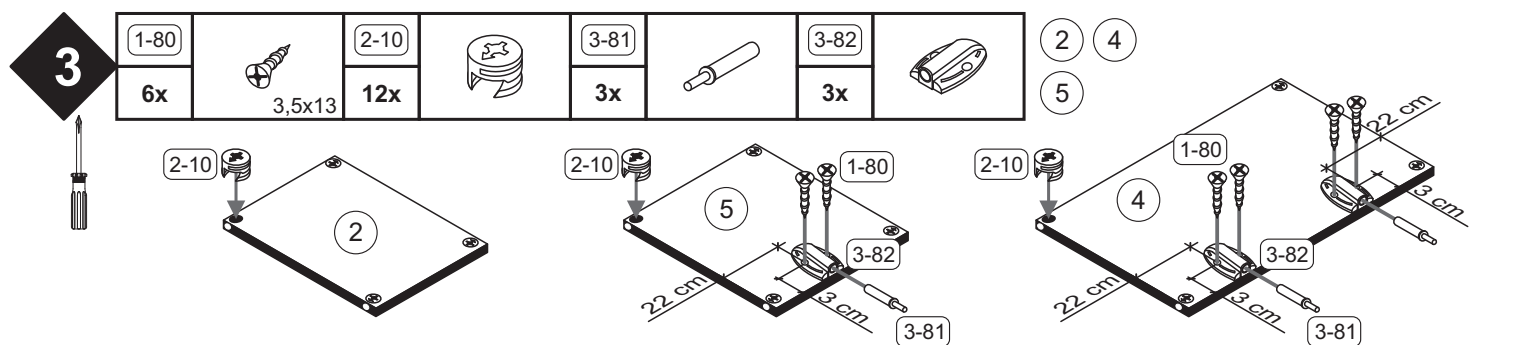
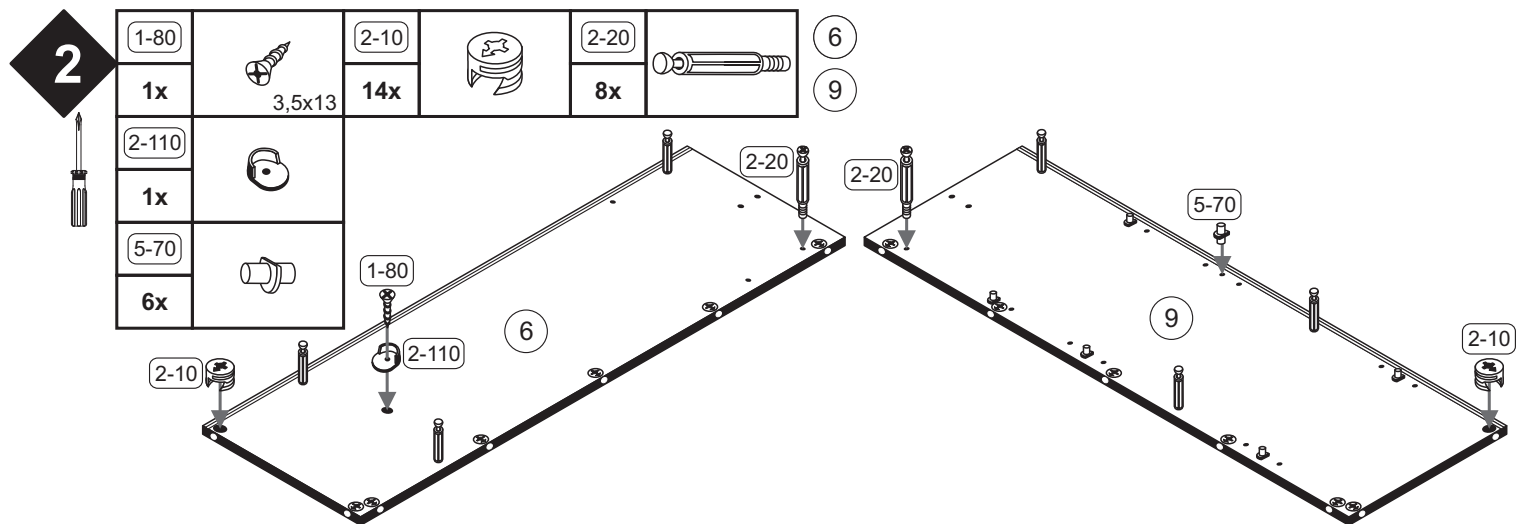
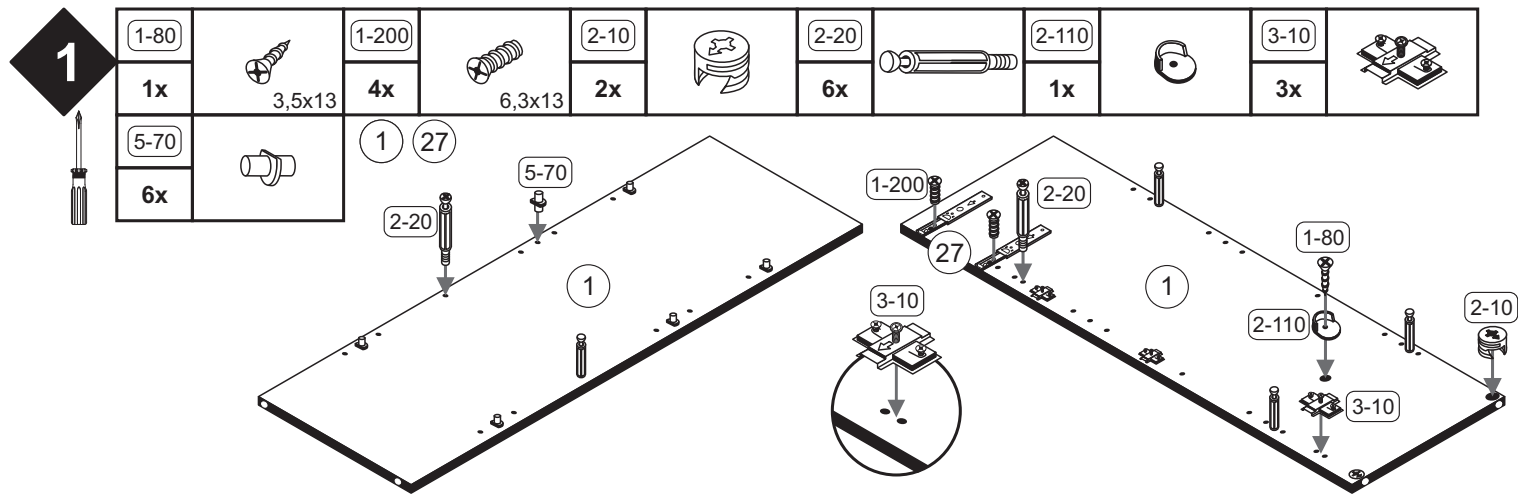
Typ • Type • Tip • Тип

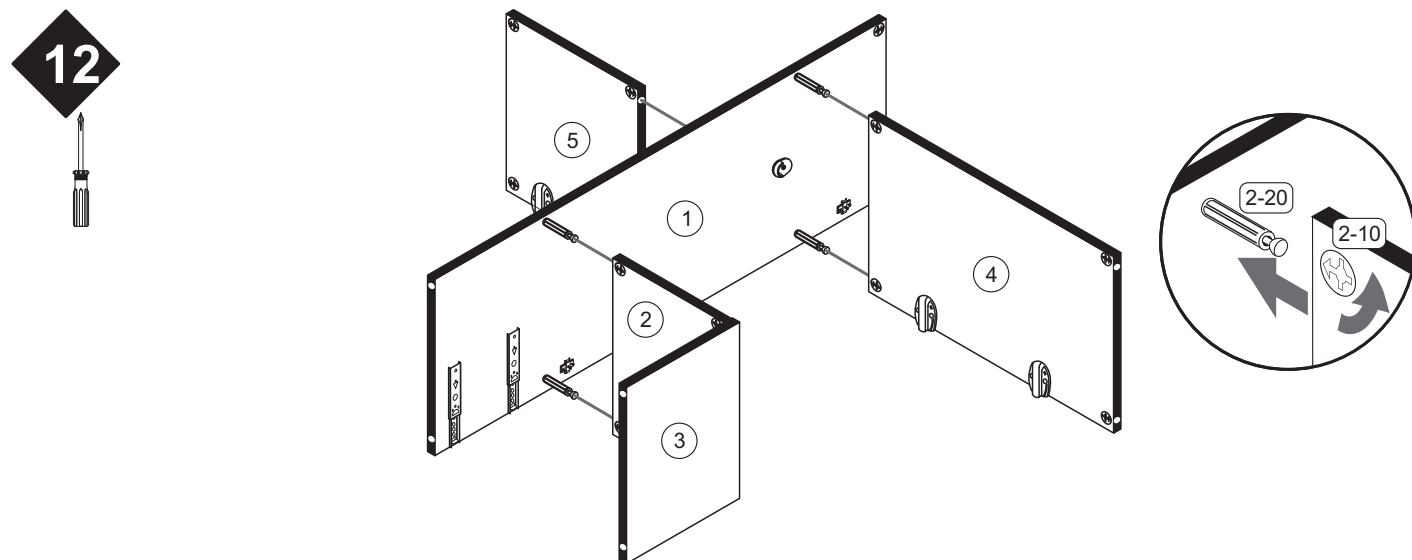
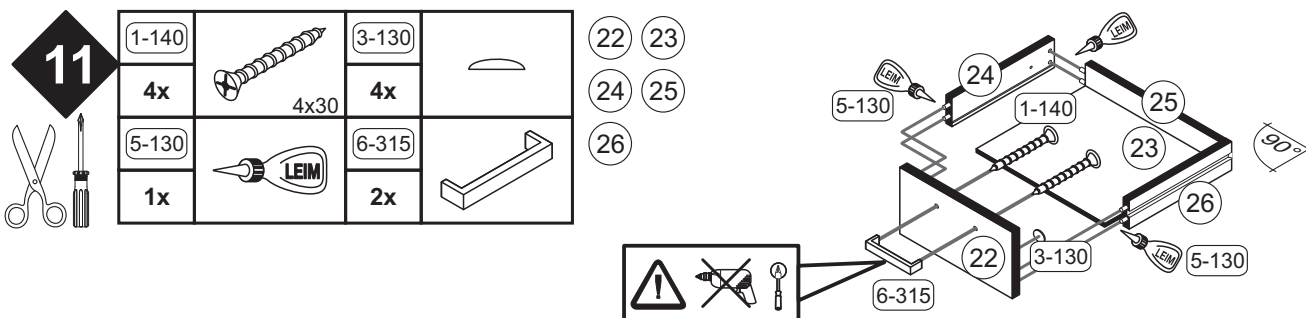
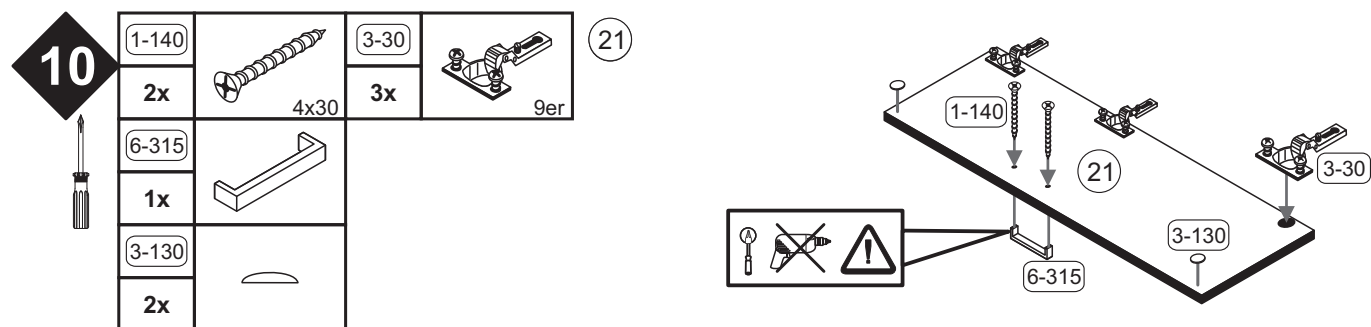
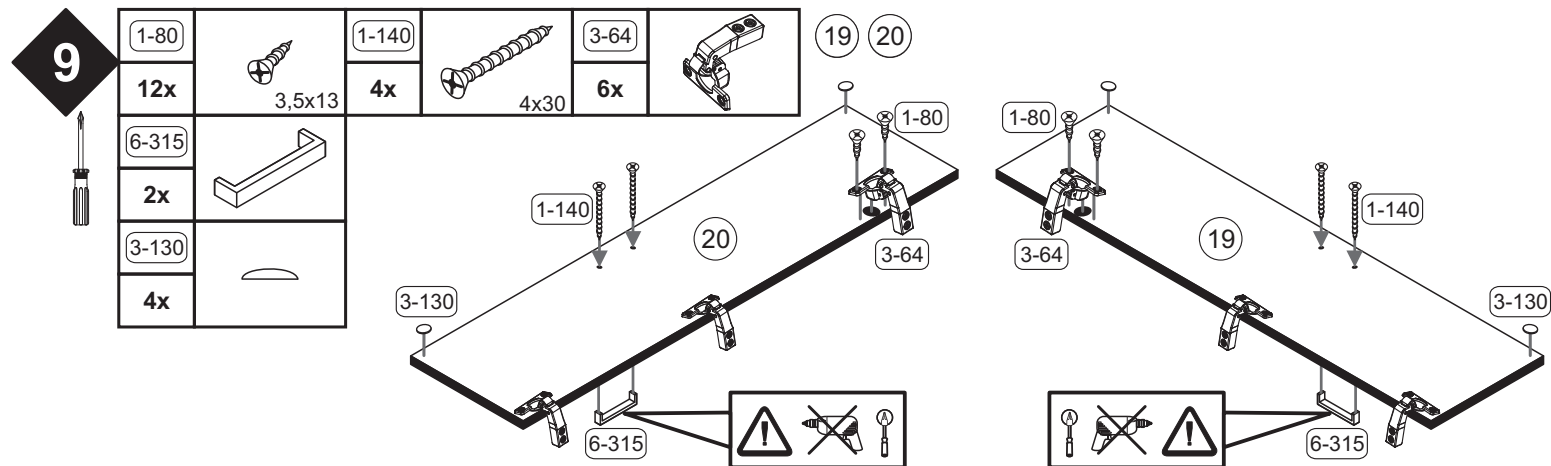
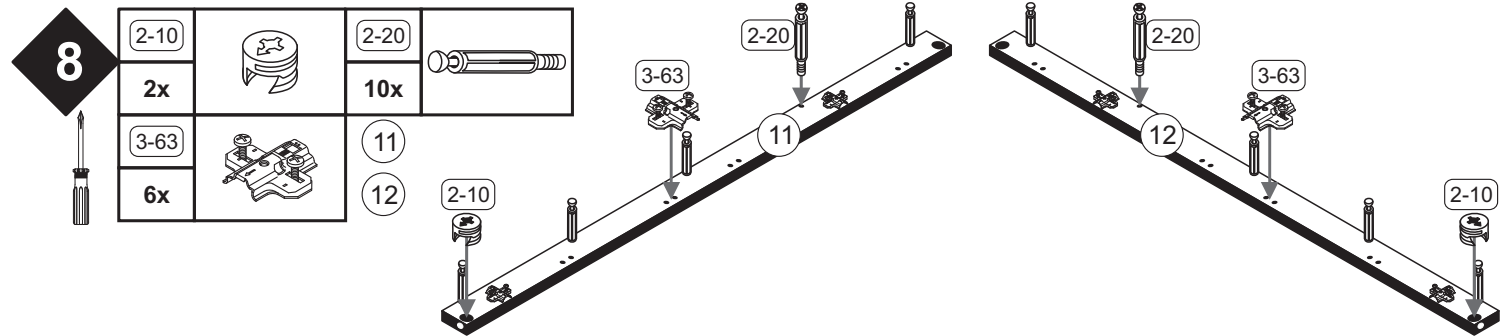


1-10 4x		1-30 45x		1-80 20x		1-90 6x		1-120 2x		1-122 14x		
1-140 10x		1-200 8x		1-330 4x		2-10 34x		2-20 34x		2-90 4x		
2-110 2x		2-220 2x		3-10 3x		3-30 3x		3-63 6x		3-64 6x		
3-81 3x		3-82 3x		3-130 10x		5-70 12x		5-130 1x		5-185 6x		
5-190 2x		6-315 5x		8-50 2x		8-60 1x						

 22 2x 372 x 220	 23 2x 346 x 380	 24 2x 380 x 120	 25 2x 336 x 120	 26 2x 380 x 120	 27 4x Metall 1000-500-500-500-500-500	 19 1x 1660 x 372	 20 1x 1660 x 372									
 1 1x 1723 x 505	 5 1x 436 x 505	 18 3x 436 x 505	 4 1x 810 x 505	 6 1x 1850 x 522	 28 1x L = 802 mm	 10 1x 1294 x 542	 7 1x 1261 x 505	 8 1x 1261 x 92	 9 1x 1850 x 522	 11 1x 1850 x 82	 12 1x 1850 x 82	 13 1x 1128 x 82	 14 1x 1744 x 440	 15 1x L = 1270 mm	 16 1x 1744 x 380	 17 1x 1744 x 449



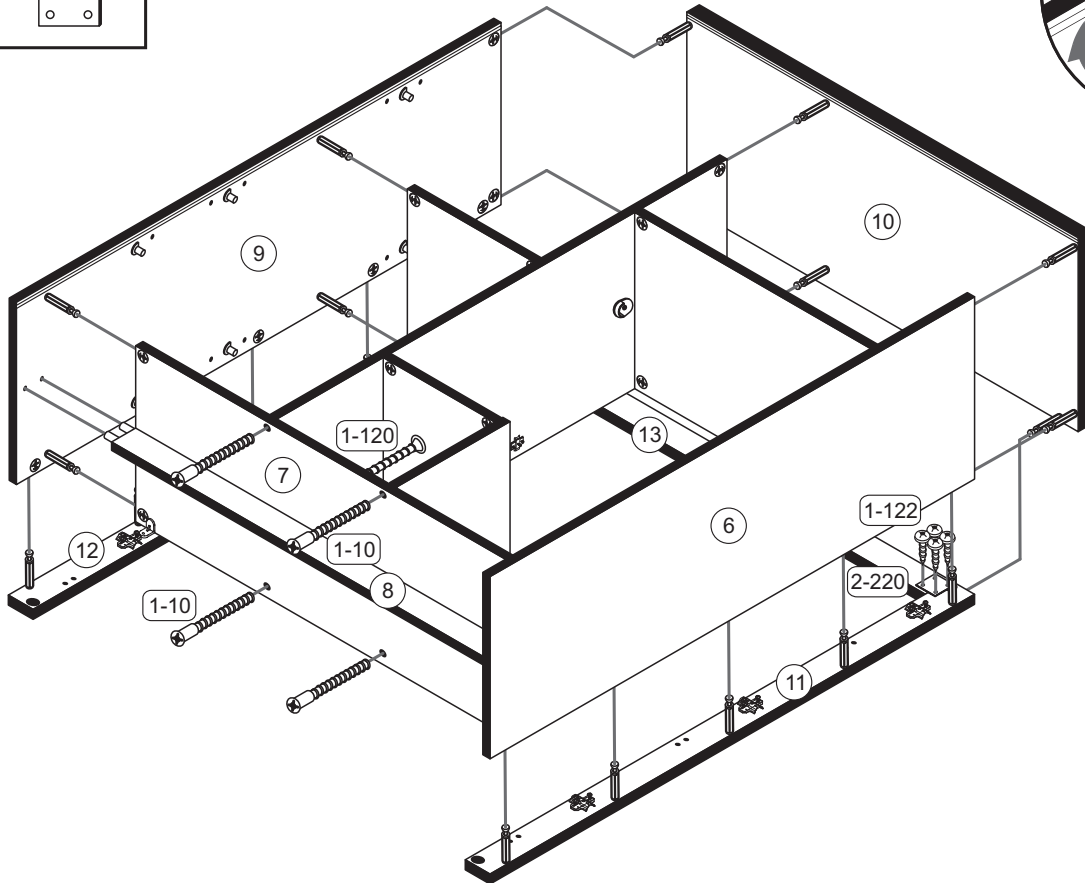
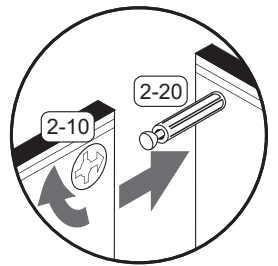




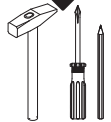
13



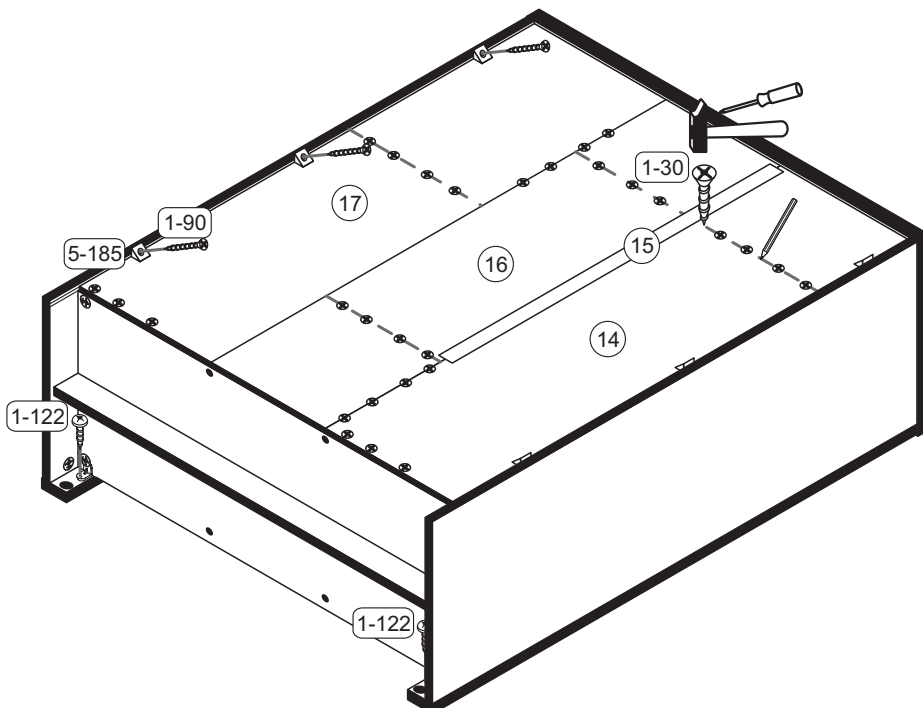
1-10		1-120		1-122	
4x	6,3x50	1x	3,5x45	8x	4x13
2-220					
2x					









14

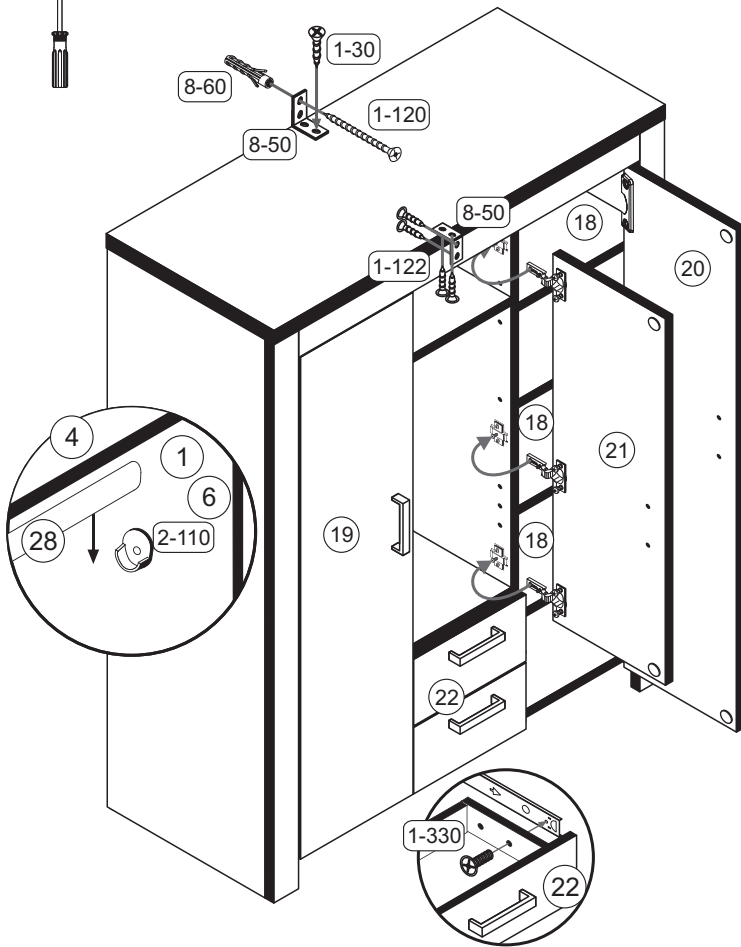


1-30		1-90		1-122		5-185	
44x	3x16	6x	3,5x20	2x	4x13	6x	

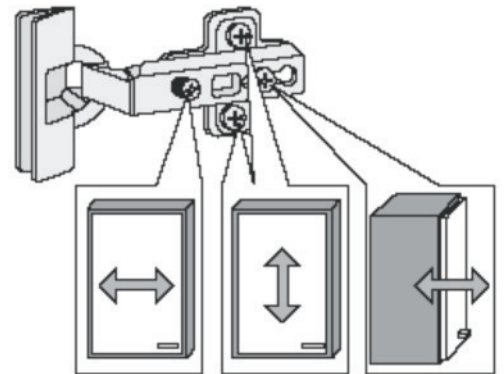
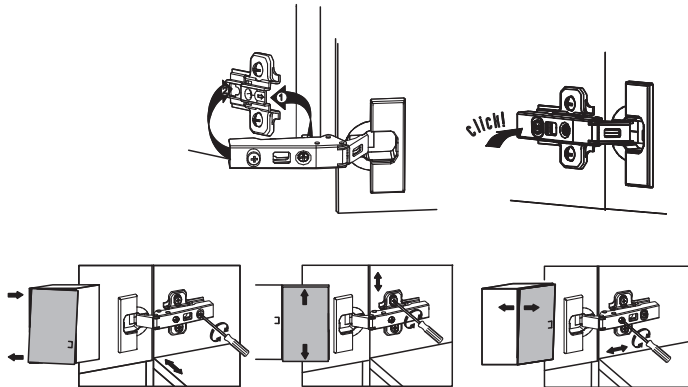


15

1-30		1-120		1-122		1-330		8-50		8-60		Ø6
1x	3x16	1x	3,5x45	4x	4x13	4x	M4x10	2x		1x		



Türen einstellen (Scharniere justieren)
 Adjusting the doors (adjusting the hinges)
 Deuren instellen (scharnieren afstellen)
 Nastawić drzwi (wyrównać zawiasy)
 Kapıların ayarlanması (mentşelerin seviye ayarı)
 Регулировка дверей (регулировка шарнира)



Sicherheitshinweise • Safety instructions • Veiligheidsinstructies • Wskazówki bezpieczeństwa • Güvenlik uyarıları • Правила техники безопасности

DE	Das beigelegte Wandbefestigungsmaterial (Dübel und Schrauben) eignet sich nur für festes Mauerwerk (z.B. Beton- oder Ziegelwände). Für andere Wandaufbauten sind eventuell Spezialdübel und andere Schrauben notwendig. Ziehen Sie gegebenenfalls eine Fachkraft zurate.
GB	The enclosed wall mounting materials (dowels and screws) are only suitable for solid masonry (e. g. Concrete or brick walls). Special dowels and other screws may be necessary for other wall constructions. If necessary, Please consult a qualified professional.
NL	Het bijgeleverde bevestigingsmateriaal (pluggen en schroeven) is geschikt voor vaste muren (bijv. betonnen of bakstenen muren). Voor andere muurconstructies zijn eventueel speciale pluggen en andere schroeven noodzakelijk. Consulteer eventueel een vakman.
PL	Załączony materiał mocowania w ścianach (kołki oraz śruby) nadaje się wyłącznie do zastosowania w stabilnym murze (np. ściany betonowe lub ceglane). Do montażu ściennych innego rodzaju konieczne są specjalne kołki i inne śruby. W przypadku wątpliwości prosimy zasięgnąć porady fachowca.
TR	Teslimat kapsamındaki duvar tipi sabitleme materyali (dübel ve vidalar) sadece beton ve tuğla duvarları gibi sağlam duvar yapıları için uygundur. Başka duvar yapıları için özel dübeller veya başka vidalar gerekli olabilir. Gerekirse bir uzmandan yardım alınız.
RU	Входящий в комплект поставки материал для крепления на стене (дюбели и болты) предназначен только для прочных каменных стен (например, бетонных или кирпичных). Для других типов стен используйте по мере необходимости специальные дюбели и другие болты. По мере необходимости обратитесь за помощью к специалистам.